


12V / 24V AC DC



Momentary

Jumper


Learning Button

- Black - GND
- Red - 12v+
- Orange - COM 1
- Yellow - Channel 1 (NO)
- Blue - COM 2
- Purple - Channel 2 (NO)


- White - Channel 2 (NC)
- Green - Channel 1 (NC)

Autogate Use (NO)


Jumper Mode Functions




Don't Change
(Prefix)



3 Second Delay For
EM Lock




Latching For
Siren



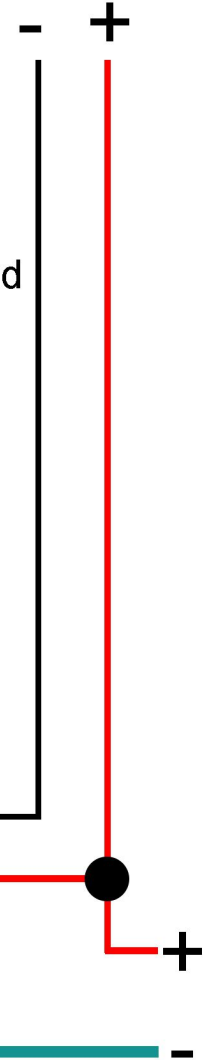
Momentary For
Autogate

Wiring Diagram 2 Channel Receiver Using EM LOCK

Power Supply
12V



Jumper 3 Second
Delay For
EM Lock



-  Red - 12V+
-  Black - GND
-  Green - NC
-  Orange - COM



Wiring Diagram 2 Channel Receiver Using Siren

